

POST - COOK (HK REGION)

Cutoff For Verification List

Category	Others	Women	Rural	KMS	PDP	PHC	Ex-Serv
2A	69.76	70.56	70.24	-	-	48.16	-
2B	69.92	70.56	-	-	-	-	-
3A	60	58.56	-	-	-	-	-
3B	70.88	71.16667	71.2	-	-	-	-
CA	71.04	71.2	-	-	-	-	-
GM	71.36	71.36	71.68	72.64	72.64	36.32	62.72
SC	71.04	71.36	71.2	-	-	63.2	-
ST	66.72	61.44	-	-	-	-	-



GM-PH LOW VISION
SC PH - LOW VISION
2A PH LOW VISION

NON-HK - COOK

Cutoff For Verification List

Category	Others	Women	Rural	KMS	PDP	PHC	Ex-Serv
2A	79.36	-	-	-	-	-	-
CA	78.56	-	-	-	-	-	-
GM	79.68	80.64	80.16	-	-	64.64	-
SC	74.72	73.28	-	-	-	-	-
ST	73.83333	-	-	-	-	-	-

GM-PH LOW VISION


ಜಿಲ್ಲಾ ಅಧಿಕಾರಿಗಳು
ಹಿಂದುಳಿದ ವರ್ಗಗಳ ಕಲ್ಯಾಣ ಇಲಾಖೆ
 ಕಲಬುರಗಿ

KITCHEN SERVANT - HK REGION

Cutoff For Verification List

Category	Others	Women	Rural	KMS	PDP	PHC	Ex-Serv
2A	75.52	73.6	75.68	-	-	44.8	-
2B	75.84	74.08	76.16	-	-	65.12	-
3A	73.28	67.52	74.08	-	-	-	-
3B	76	74.4	76.32	-	-	-	-
CA	75.84	74.4	74.88	-	-	-	-
GM	76.48	74.56	76.48	76.8	75.36	46.4	12.5
SC	75.68	73.12	75.68	-	-	36.48	-
ST	76	68.96	-	-	-	-	-



GM LOW VISION
 SC LOW VISION
 2A LOW VISION
 2B LOW VISION

POST - KITCHEN SERVANT - NON-HK

Cutoff For Verification List

Category	Others	Women	Rural	KMS	PDP	PHC	Ex-Serv
2A	80.32	79.36	-	-	-	-	-
2B	79.68	-	-	-	-	-	-
CA	78.72	-	-	-	-	-	-
GM	81	80.32	81.12	-	-	72.64	-
SC	80.96	78.4	-	-	-	-	-
ST	75.36	-	-	-	-	-	-

GM-PH LOW VISION / BLIND


 ಜಿಲ್ಲಾ ಅಧಿಕಾರಿಗಳು
 ಹಿಂದುಳಿದ ವರ್ಗಗಳ ಕಲ್ಯಾಣ ಇಲಾಖೆ
 ಕಲಬುರಗಿ